

Welcome Week Students Survey

Description:

Date Created: 10/4/2017 3:47:14 PM

Date Range: 10/11/2017 10:00:00 AM - 10/25/2017 11:59:00 PM

Total Respondents: 251

Q1. Did you participate in Welcome Week Events?

Count	Percent		
196	78.09%		Yes
55	21.91%		No
251	Respondents		

Q2. Did you see any advertising for Welcome Week Events and/or did anyone inform you about Welcome Week Events?

Count	Percent		
46	83.64%		Yes
9	16.36%		No
55	Respondents		

Q3. How many Welcome Week Events did you attend?

Count	Percent		
17	8.95%		1
110	57.89%		2-3
52	27.37%		4-5
11	5.79%		6 or more
190	Respondents		

Q4. Please indicate your level of agreement with the following statements: As a result of attending Welcome Week Events... - I had the opportunity to meet new people and connect with other students.

Count	Percent		
64	33.68%		Strongly agree
80	42.11%		Agree
27	14.21%		Neither agree nor disagree
17	8.95%		Disagree
2	1.05%		Strongly disagree
190	Respondents		

Q5. Please indicate your level of agreement with the following statements: As a result of attending Welcome Week Events... - I experienced a sense of campus pride.

Count	Percent		
95	50.00%		Strongly agree
72	37.89%		Agree
14	7.37%		Neither agree nor disagree
8	4.21%		Disagree
1	0.53%		Strongly disagree
190	Respondents		

Q6. Please indicate your level of agreement with the following statements: As a result of attending Welcome Week Events... - I experienced a sense of campus diversity and inclusion.

Count	Percent		
76	40.00%		Strongly agree
74	38.95%		Agree
28	14.74%		Neither agree nor disagree
11	5.79%		Disagree
1	0.53%		Strongly disagree
190	Respondents		

Q7. Please indicate your level of agreement with the following statements: As a result of attending Welcome Week Events... - I am now more familiar with the SHSU Campus.

Count	Percent		
105	55.26%		Strongly agree
69	36.32%		Agree
13	6.84%		Neither agree nor disagree
2	1.05%		Disagree
1	0.53%		Strongly disagree
190	Respondents		

Q8. Please indicate your level of agreement with the following statements: As a result of attending Welcome Week Events... - I know of resources on campus that promote personal and academic success, and wellness.

Count	Percent		
87	45.79%		Strongly agree
82	43.16%		Agree
16	8.42%		Neither agree nor disagree
5	2.63%		Disagree
0	0.00%		Strongly disagree
190	Respondents		

Q9. What was the reason you did not attend any Welcome Week Events?

Count	Percent																														
10	21.74%		Schedule conflict																												
10	21.74%		Events did not appeal to me																												
14	30.43%		Did not have anyone to attend the events with																												
6	13.04%		Did not feel comfortable attending the events																												
6	13.04%		Other (please specify)																												
<table border="1"> <thead> <tr> <th>Count</th> <th>Percent</th> <th></th> <th></th> </tr> </thead> <tbody> <tr> <td>1</td> <td>16.67%</td> <td></td> <td>Did not know about the events until the middle of the week</td> </tr> <tr> <td>1</td> <td>16.67%</td> <td></td> <td>Didn't care</td> </tr> <tr> <td>1</td> <td>16.67%</td> <td></td> <td>Hurricane Harvey</td> </tr> <tr> <td>1</td> <td>16.67%</td> <td></td> <td>I was not contacted by a welcome week leader and wasn't familiar with most of the events</td> </tr> <tr> <td>1</td> <td>16.67%</td> <td></td> <td>I was sick</td> </tr> <tr> <td>1</td> <td>16.67%</td> <td></td> <td>off campus</td> </tr> </tbody> </table>				Count	Percent			1	16.67%		Did not know about the events until the middle of the week	1	16.67%		Didn't care	1	16.67%		Hurricane Harvey	1	16.67%		I was not contacted by a welcome week leader and wasn't familiar with most of the events	1	16.67%		I was sick	1	16.67%		off campus
Count	Percent																														
1	16.67%		Did not know about the events until the middle of the week																												
1	16.67%		Didn't care																												
1	16.67%		Hurricane Harvey																												
1	16.67%		I was not contacted by a welcome week leader and wasn't familiar with most of the events																												
1	16.67%		I was sick																												
1	16.67%		off campus																												
46	Respondents																														

Q10. Were you contacted by a Welcome Week Leader?

Count	Percent		
190	77.55%		Yes
55	22.45%		No
245	Respondents		

Q11. Did you attend a meeting with your Welcome Week Leader?

Count	Percent		
82	43.39%		Yes
107	56.61%		No
189	Respondents		

Q12. What was the reason you did not meet with your Welcome Week Leader?

Count	Percent																																										
56	52.34%		Schedule conflict																																								
16	14.95%		Events did not appeal to me																																								
17	15.89%		Did not have anyone to attend the events with																																								
9	8.41%		Did not feel comfortable attending the events																																								
9	8.41%		Other (please specify)																																								
<table border="1"> <thead> <tr> <th>Count</th> <th>Percent</th> <th></th> <th></th> </tr> </thead> <tbody> <tr> <td>1</td> <td>11.11%</td> <td></td> <td>Didn't see the email until meeting had passed</td> </tr> <tr> <td>1</td> <td>11.11%</td> <td></td> <td>I could not find my Welcome Week Leader</td> </tr> <tr> <td>1</td> <td>11.11%</td> <td></td> <td>I didn't know i was supposed to nor did I know when to meet my Leader</td> </tr> <tr> <td>1</td> <td>11.11%</td> <td></td> <td>I knew how to get to all the events.</td> </tr> <tr> <td>1</td> <td>11.11%</td> <td></td> <td>I thought it was optional.</td> </tr> <tr> <td>1</td> <td>11.11%</td> <td></td> <td>I wanted to go with my own freinds that i had already made.</td> </tr> <tr> <td>1</td> <td>11.11%</td> <td></td> <td>off campus</td> </tr> <tr> <td>1</td> <td>11.11%</td> <td></td> <td>She confused me a lot and it was difficult to find her</td> </tr> <tr> <td>1</td> <td>11.11%</td> <td></td> <td>Was with friends and lost track of time.</td> </tr> </tbody> </table>				Count	Percent			1	11.11%		Didn't see the email until meeting had passed	1	11.11%		I could not find my Welcome Week Leader	1	11.11%		I didn't know i was supposed to nor did I know when to meet my Leader	1	11.11%		I knew how to get to all the events.	1	11.11%		I thought it was optional.	1	11.11%		I wanted to go with my own freinds that i had already made.	1	11.11%		off campus	1	11.11%		She confused me a lot and it was difficult to find her	1	11.11%		Was with friends and lost track of time.
Count	Percent																																										
1	11.11%		Didn't see the email until meeting had passed																																								
1	11.11%		I could not find my Welcome Week Leader																																								
1	11.11%		I didn't know i was supposed to nor did I know when to meet my Leader																																								
1	11.11%		I knew how to get to all the events.																																								
1	11.11%		I thought it was optional.																																								
1	11.11%		I wanted to go with my own freinds that i had already made.																																								
1	11.11%		off campus																																								
1	11.11%		She confused me a lot and it was difficult to find her																																								
1	11.11%		Was with friends and lost track of time.																																								
107	Respondents																																										

Q13. Please explain what (if anything) could have been done for you to have met with your Welcome Week Leader?

Count	Percent																										
33	100.00%																										
<table border="1"> <thead> <tr> <th>Count</th> <th>Percent</th> <th></th> <th></th> </tr> </thead> <tbody> <tr> <td>1</td> <td>3.03%</td> <td></td> <td>Advanced planning/scheduling instead of the day of</td> </tr> <tr> <td>1</td> <td>3.03%</td> <td></td> <td>Better timing.</td> </tr> <tr> <td>1</td> <td>3.03%</td> <td></td> <td>Checking my email more often</td> </tr> <tr> <td>1</td> <td>3.03%</td> <td></td> <td>Email or text me location and time to meet the leader</td> </tr> <tr> <td>1</td> <td>3.03%</td> <td></td> <td>Free shirts</td> </tr> </tbody> </table>				Count	Percent			1	3.03%		Advanced planning/scheduling instead of the day of	1	3.03%		Better timing.	1	3.03%		Checking my email more often	1	3.03%		Email or text me location and time to meet the leader	1	3.03%		Free shirts
Count	Percent																										
1	3.03%		Advanced planning/scheduling instead of the day of																								
1	3.03%		Better timing.																								
1	3.03%		Checking my email more often																								
1	3.03%		Email or text me location and time to meet the leader																								
1	3.03%		Free shirts																								

1	3.03%	<input type="text"/>	Have better scheduling
1	3.03%	<input type="text"/>	have more than just 2 meeting times
1	3.03%	<input type="text"/>	Have multiple meeting times.
1	3.03%	<input type="text"/>	I believe that it would've been better if we had been grouped with our major so we could meet more people in our field and could possibly be in classes with us.
1	3.03%	<input type="text"/>	I could have emailed her and asked to meet at a later time?
1	3.03%	<input type="text"/>	i didn't really know about it
1	3.03%	<input type="text"/>	I had six auditions to complete in 3 days and the schedules conflicted
1	3.03%	<input type="text"/>	I was just a shy new freshman, if they would have come one on one it might have been different
1	3.03%	<input type="text"/>	I would have liked for my Welcome Week Leader to be more formal and professional. The few emails he sent were confusing and had multiple errors.
1	3.03%	<input type="text"/>	It just seems like another orientation small meeting thing. Now it would be useful for those who had more questions but i didnt have this.
1	3.03%	<input type="text"/>	It seemed very unorganized. I was apart of 2 different groups.
1	3.03%	<input type="text"/>	It was just a bad scheduling on my part
1	3.03%	<input type="text"/>	It would be nice if there was time set aside for welcome week meetings/activities. I wasn't able to attend because of conflicts with my majors meetings and activities.
1	3.03%	<input type="text"/>	My schedule for that day could have been more organized in order for me to had fit both events into my day
1	3.03%	<input type="text"/>	My schedule wasn't letting me do it.
1	3.03%	<input type="text"/>	n/a
1	3.03%	<input type="text"/>	N/A
1	3.03%	<input type="text"/>	none
1	3.03%	<input type="text"/>	Not sure
1	3.03%	<input type="text"/>	Nothing
1	3.03%	<input type="text"/>	Nothing could be done.
1	3.03%	<input type="text"/>	Nothing really
1	3.03%	<input type="text"/>	Nothing really. Tried to spend more time with family rather than with strangers.
1	3.03%	<input type="text"/>	Nothing would have convinced me to attend this meeting. I was simply uninterested and I was still in the process of get used to things.
1	3.03%	<input type="text"/>	The meetings didnt seem like a big deal to attend
1	3.03%	<input type="text"/>	The times and meeting areas could have been more specific
1	3.03%	<input type="text"/>	There was really not much I could do. I was so stressed about the fact that I was finally away from home and I just didn't have time.
1	3.03%	<input type="text"/>	They could have made it more known where they were going to meet up.

33 Respondents

Q14. How did they contact you?

Count	Percent
-------	---------

1	1.22%		Phone												
51	62.20%		Email												
6	7.32%		Text												
18	21.95%		Messenger Service												
4	4.88%		Social Media												
2	2.44%		Other (please specify)												
<table border="1"> <thead> <tr> <th>Count</th> <th>Percent</th> <th></th> <th></th> </tr> </thead> <tbody> <tr> <td>1</td> <td>50.00%</td> <td></td> <td>group me</td> </tr> <tr> <td>1</td> <td>50.00%</td> <td></td> <td>in person</td> </tr> </tbody> </table>				Count	Percent			1	50.00%		group me	1	50.00%		in person
Count	Percent														
1	50.00%		group me												
1	50.00%		in person												
82 Respondents															

Q15. Do you still keep in contact with your Welcome Week Leader?			
Count	Percent		
16	19.51%		Yes
66	80.49%		No
82 Respondents			

Q16. How do you keep in contact with your Welcome Week Leader?											
Count	Percent										
1	6.25%		Phone								
2	12.50%		Email								
2	12.50%		Text								
7	43.75%		Messenger Service								
3	18.75%		Social Media								
1	6.25%		Other (please specify)								
<table border="1"> <thead> <tr> <th>Count</th> <th>Percent</th> <th></th> <th></th> </tr> </thead> <tbody> <tr> <td>1</td> <td>100.00%</td> <td></td> <td>group me</td> </tr> </tbody> </table>				Count	Percent			1	100.00%		group me
Count	Percent										
1	100.00%		group me								
16 Respondents											

Q17. Please indicate your level of agreement with the following statements: As a result of my interaction with a Welcome Week Leader... - I met new people on campus.

Count	Percent		
29	37.18%		Strongly agree
27	34.62%		Agree
11	14.10%		Neither agree nor disagree
8	10.26%		Disagree
3	3.85%		Strongly disagree
78	Respondents		






Q18. Please indicate your level of agreement with the following statements: As a result of my interaction with a Welcome Week Leader... - I attended various Welcome Week activities that I might not have normally attended.

Count	Percent		
21	26.92%		Strongly agree
26	33.33%		Agree
13	16.67%		Neither agree nor disagree
12	15.38%		Disagree
6	7.69%		Strongly disagree
78	Respondents		






Q19. Please indicate your level of agreement with the following statements: As a result of my interaction with a Welcome Week Leader... - I feel a sense of community at Sam Houston State University.

Count	Percent		
32	41.03%		Strongly agree
30	38.46%		Agree
12	15.38%		Neither agree nor disagree
1	1.28%		Disagree
3	3.85%		Strongly disagree
78	Respondents		






Q20. Please indicate your level of agreement with the following statements: As a result of my interaction with a Welcome Week Leader... - I am more aware of the campus and various services offered.

Count	Percent		
32	41.03%		Strongly agree
30	38.46%		Agree
11	14.10%		Neither agree nor disagree
4	5.13%		Disagree
1	1.28%		Strongly disagree
78	Respondents		






Q21. Please indicate your level of agreement with the following statements: As a result of my interaction with a Welcome Week Leader... - My transition to college was easier.

Count	Percent		
20	25.64%		Strongly agree
22	28.21%		Agree
27	34.62%		Neither agree nor disagree
8	10.26%		Disagree
1	1.28%		Strongly disagree
78	Respondents		

Q22. Please indicate your level of agreement with the following statements: As a result of my interaction with a Welcome Week Leader... - I developed a sense of campus pride.

Count	Percent		
37	47.44%		Strongly agree
22	28.21%		Agree
12	15.38%		Neither agree nor disagree
5	6.41%		Disagree
2	2.56%		Strongly disagree
78	Respondents		

Q23. Please indicate your level of agreement with the following statements: As a result of my interaction with a Welcome Week Leader... - I feel that I am mentally supported.

Count	Percent		
22	28.21%		Strongly agree
25	32.05%		Agree
24	30.77%		Neither agree nor disagree
5	6.41%		Disagree
2	2.56%		Strongly disagree
78	Respondents		

Q24. Please indicate your level of agreement with the following statements: As a result of my interaction with a Welcome Week Leader... - I feel that I am socially supported.

Count	Percent		
26	33.33%		Strongly agree
19	24.36%		Agree
22	28.21%		Neither agree nor disagree
8	10.26%		Disagree
3	3.85%		Strongly disagree
78	Respondents		

Q25. Please indicate your level of agreement with the following statements: As a result of my interaction with a Welcome Week Leader... - I feel included on the SHSU campus.

Count	Percent		
32	41.03%		Strongly agree
26	33.33%		Agree
15	19.23%		Neither agree nor disagree
3	3.85%		Disagree
2	2.56%		Strongly disagree
78	Respondents		