

## Cost II 2024-25

Institution: Sam Houston State University (227881)

User ID: P2278811

### Overview

#### Cost Overview

The purpose of the Cost (CST) component is to collect information on student charges for Cost of Attendance estimates and to calculate an Average Net Price (ANP) for first-time, full-time undergraduate students to meet requirements of the Higher Education Act of 1965 (HEA), as amended. This component also collects information on tuition and fees for other groups of students.

Much of the data reported on CST appear on College Navigator, which is updated only one time after CST data have been reviewed by NCES. Therefore, any data reporting errors may stay on College Navigator for a full year.

Additionally, the ANP calculation has important implications for what students see about your institution, and also for the College Affordability and Transparency Center lists.

#### Data Reporting Reminder:

- Report data to accurately reflect the time period corresponding with the IPEDS survey component, even if such reporting is seemingly inconsistent with prior-year reporting.

#### Changes in reporting:

The following changes were made for the 2024-25 collection:

- This is a new survey component that will open in the Fall to allow Cost of Attendance (COA) data to be updated on College Navigator. The component will reopen in the Winter to collect selected information on financial aid awards to calculate an institutional Average Net Price (ANP), at which time COA data elements can be updated or corrected.
- Added questions to determine and make publicly available the information on whether postsecondary institutions ask for other financial information not on the FAFSA form and whether they collect asset data even when students qualify for having their assets exempted from the federal need analysis as this information required by the FAFSA Simplification Act.

#### Resources:

- To download the survey materials for this component: [Survey Materials](#)
- To access your prior year data submission for this component: [Reported Data](#)

If you have questions about completing this survey, please contact the IPEDS Help Desk at 1-877-225-2568.

## Screening Questions

**Data changed on this page cannot be saved and therefore will not be changed in the Winter Collection Periods.**

**1. Does your institution offer institutionally-controlled housing (on-campus and/or off-campus)?**

If you answer **Yes** to this question, you will be expected to specify a housing capacity, and to report a housing charge or a combined food and housing charge.

- No  
 Yes

Specify housing capacity for academic year 2024-25

**2. Are all full-time, first-time degree/certificate-seeking students required to live on campus or in institutionally controlled housing?**

This is only a screening question, and your response does not show up on College Navigator.

If you answer **Yes** to this question, you will not be asked to report off-campus food and housing in the cost of attendance. If you make **ANY** exceptions to this rule, please answer **No** so that this does not cause conflicts with the average net price calculation. Misreporting may lead to an inaccurate average net price calculation for your institution.

- No  
 Yes, and we do not make **ANY** (even one) exceptions to this rule

**3. Does your institution charge different tuition rates for in-district, in-state, or out-of-state students?**

If you answer **Yes** to this question, you will be expected to report different tuition amounts for in-district, in-state, and out-of-state students (as applicable).

Only select **YES** if you charge different tuition by students' residence status. You should not select **YES** and then report the same tuition rate 3 times.

- No  
 Yes, please check all tuition rates charged by your institution
- In-district
  - In-state
  - Out-of-state

**4. Do you offer food or meal plans to your students?**

If you answer **Yes** to this question, you will be expected to report a food charge or combined food and housing charge (C10).

- No  
 Yes - Enter the number of meals per week for the meal plan with the largest number of meals available
- 
- Yes - Number of meals per week can vary (e.g., students charge meals against a meal card)

**5. Does your institution charge an application fee?**

- No  
 Yes - select checkboxes for the student level(s) that have an application fee and report the amount of application fee(s) in Section 1 Part A.
- Undergraduate programs
  - Graduate programs (not including Doctor's-Professional practice)
  - Doctor's-Professional Practice programs

**6. For institutions that charge an application fee, can the application fee be waived for applicants that demonstrate financial need?**

- No  
 Yes (please indicate for which level(s) application fee can be waived)
- Undergraduate programs
  - Graduate programs (not including Doctor's-Professional practice)
  - Doctor's-Professional Practice programs

**7. Indicate whether or not your institution participates in a Promise program.**

- No  
 Yes

**8. Indicate whether or not any of the following alternative tuition plans are offered by your institution.**

- No  
 Yes [Check all that apply]
- Tuition guarantee
  - Prepaid tuition plan
  - Tuition payment plan

Other (specify in box below)


**9. For the purposes of awarding institutional financial aid, does your institution require asset information from students who qualify for the exemption from asset reporting on the FAFSA form?**

- No  
 Yes

**10. For the purpose of awarding institutional financial aid, does your institution require additional financial information separate from the FAFSA form?**

- No  
 Yes (please include a website link to where your institution's website explains what additional financial information is required.)


Link URL:


 You may use the box below to provide additional context for the data you have reported above. Context notes will be posted on the College Navigator website. Therefore, you should write all context notes using proper grammar (e.g., complete sentences with punctuation) and common language that can be easily understood by students and parents (e.g., spell out acronyms).

Section 1 - Student Charges: Part A - Application fees

**Data changed on this page cannot be saved and therefore will not be changed in the Winter Collection Periods.**

If the institution charges an application fee, indicate the amount.

	 Amount	Prior year
Undergraduate application fee	<input type="text" value="50"/>	50
Graduate application fee (not including Doctor's-Professional practice)	<input type="text" value="50"/>	50
Doctor's-Professional Practice programs	<input type="text" value="75"/>	

 You may use the box below to provide additional context for the data you have reported above. Context notes will be posted on the College Navigator website. Therefore, you should write all context notes using proper grammar (e.g., complete sentences with punctuation) and common language that can be easily understood by students and parents (e.g., spell out acronyms).

Section 1 - Student Charges: Part B - Cost of attendance for full-time, first-time undergraduate students

Reporting Reminders:

- These data will be made available to the public on College Navigator. If your institution participates in any Title IV programs (Federal Pell Grant, Federal Direct Loan, etc.), all information must be reported.
- For current year amounts: Please enter the amounts below.
- For prior year amounts: Please review the amounts below for accuracy and consistency with your institution's records and edit if needed. These data will be made available to the public on College Navigator.
- Estimates of expenses for books and supplies, food and housing, and other expenses are those from the Cost of Attendance report used by the financial aid office in determining financial need.

Charges for full academic year	2021-22	2022-23	2023-24	2024-25		
<b>Tuition and required fees:</b>					<b><u>Tuition Guarantee</u></b> <i>(check only if applicable to entering students in 2024-25)</i>	Guaranteed increase %
<u>In-district</u>						
Tuition	5,856	5,856	5,856	5,856	<input checked="" type="checkbox"/>	0
Required fees	3,104	3,104	3,372	3,372	<input checked="" type="checkbox"/>	0
Tuition + fees total	8,960	8,960	9,228	9,228		
<u>In-state</u>						
Tuition	5,856	5,856	5,856	5,856	<input checked="" type="checkbox"/>	0
Required fees	3,104	3,104	3,372	3,372	<input checked="" type="checkbox"/>	0
Tuition + fees total	8,960	8,960	9,228	9,228		
<u>Out-of-state</u>						
Tuition	15,648	15,648	15,648	15,696	<input checked="" type="checkbox"/>	0
Required fees	3,104	3,104	3,372	3,372	<input checked="" type="checkbox"/>	0
Tuition + fees total	18,752	18,752	19,020	19,068		
<u>Books and supplies</u>	1,380	1,380	1,380	1,380		
<b>On-campus:</b>						
<u>Food and housing</u>	10,406	10,908	11,720	11,720		
<u>Other expenses</u>	3,866	3,866	3,866	3,866		
Food and housing and other expenses total	14,272	14,774	15,586	15,586		
<b>Off-campus (not with family):</b>						
<u>Food and housing</u>	10,406	10,908	11,720	11,720		
<u>Other expenses</u>	3,866	3,866	3,866	3,866		
Food and housing and other expenses total	14,272	14,774	15,586	15,586		
<b>Off-campus (with family):</b>						
<u>Food and housing</u>				<input checked="" type="checkbox"/> 8,790		
<u>Other expenses</u>	3,866	3,866	3,866	3,866		
Food and housing and other expenses total	3,866	3,866	3,866	12,656		

You may use the box below to provide additional context for the data you have reported above. Context notes will be posted on the College Navigator website. Therefore, you should write all context notes using proper grammar (e.g., complete sentences with punctuation) and common language that can be easily understood by students and parents (e.g., spell out acronyms).

- Non-applicable
- The Cost of Attendance varies by program.
- The Cost of Attendance or tuition and fee methodology changed from last year.
- We allow special Cost of Attendance allowance additions for some programs and student categories.
- Cost of Attendance updates are based on a recent (prior or current year) cost survey.

- Tuition and fees, and Cost of Attendance components vary by campus location.
- This is a U.S. Service Academy. All costs are covered, and students receive a stipend in exchange for a U.S. Armed Forces service commitment.
- First-year students must live on campus.
- The Tuition and Fees includes the estimated cost of a computer required for all students.
- The Tuition and Fees includes the cost of books and supplies.
- The Books and Supplies includes the estimated cost of a computer required for all students.
- The Cost of Attendance (COA) is based on a weighted average of student living arrangement categories while enrolled.
- The Cost of Attendance (COA) is based on a weighted average of costs for all students across Title IV eligible programs.

Other

Section 1 - Student Charges: Part C - Tuition and Required Fees by Level (Undergraduate and Graduate [not including Doctor's-Professional practice])

**Data changed on this page cannot be saved and therefore will not be changed in the Winter Collection Periods.**

When reporting for graduate students, **do not include** tuition for Doctor's-Professional students. This will be collected separately.

Average tuition and required fees to all students in each category for the full academic year 2024-25 should be included (not just first-time, full-time undergraduate students).						
Undergraduate students (all)	In-district	Prior year	In-state	Prior year	Out-of-state	Prior year
Full-time						
Tuition	5,856	5,856	5,856	5,856	15,696	15,648
Required fees	3,372	3,372	3,372	3,372	3,372	3,372
Part-time						
Tuition (per credit hour charges)	244	244	244	244	654	652
Required fees	393		393		393	
Graduate students (not including Doctor's-Professional practice)	In-district	Prior year	In-state	Prior year	Out-of-state	Prior year
Full-time						
Tuition	5,765	5,765	5,765	5,765	13,145	13,109
Required fees	3,189	3,189	3,189	3,189	3,189	3,189
Part-time						
Tuition (per credit hour charges)	320	320	320	320	730	728
Required fees	421		421		421	

You may use the box below to provide additional context for the data you have reported above. Context notes will be posted on the College Navigator website. Therefore, you should write all context notes using proper grammar (e.g., complete sentences with punctuation) and common language that can be easily understood by students and parents (e.g., spell out acronyms).

Section 1 - Student Charges: Part D - Tuition and Required Fees by Level (Selected Doctor's-Professional Practice)

**Data changed on this page cannot be saved and therefore will not be changed in the Winter Collection Periods.**

Average tuition and required fees to all students in each category for the full academic year 2024-25 should be included. DO NOT include food and housing charges.			
	In-state	Out-of-state	
<b>1. Chiropractic (D.C. or D.C.M.):</b>			
<u>Tuition</u>	<input type="text"/>	<input type="text"/>	<input type="text"/>
<u>Required fees</u>	<input type="text"/>	<input type="text"/>	<input type="text"/>
<b>2. Dentistry (D.D.S. or D.M.D.):</b>			
<u>Tuition</u>	<input type="text"/>	<input type="text"/>	<input type="text"/>
<u>Required fees</u>	<input type="text"/>	<input type="text"/>	<input type="text"/>
<b>3. Medicine (M.D.):</b>			
<u>Tuition</u>	<input type="text"/>	<input type="text"/>	<input type="text"/>
<u>Required fees</u>	<input type="text"/>	<input type="text"/>	<input type="text"/>
<b>4. Optometry (O.D.):</b>			
<u>Tuition</u>	<input type="text"/>	<input type="text"/>	<input type="text"/>
<u>Required fees</u>	<input type="text"/>	<input type="text"/>	<input type="text"/>
<b>5. Osteopathic Medicine (D.O.):</b>			
<u>Tuition</u>	<input type="text" value="6,550"/>	<input type="text" value="19,650"/>	<input type="text" value="19,650"/>
<u>Required fees</u>	<input type="text" value="19,950"/>	<input type="text" value="21,950"/>	<input type="text" value="21,950"/>
<b>6. Pharmacy (Pharm.D.):</b>			
<u>Tuition</u>	<input type="text"/>	<input type="text"/>	<input type="text"/>
<u>Required fees</u>	<input type="text"/>	<input type="text"/>	<input type="text"/>
<b>7. Podiatry (Pod.D., D.P., or D.P.M.):</b>			
<u>Tuition</u>	<input type="text"/>	<input type="text"/>	<input type="text"/>
<u>Required fees</u>	<input type="text"/>	<input type="text"/>	<input type="text"/>
<b>8. Veterinary Medicine (D.V.M.):</b>			
<u>Tuition</u>	<input type="text"/>	<input type="text"/>	<input type="text"/>
<u>Required fees</u>	<input type="text"/>	<input type="text"/>	<input type="text"/>
<b>9. Law (J.D.):</b>			
<u>Tuition</u>	<input type="text"/>	<input type="text"/>	<input type="text"/>
<u>Required fees</u>	<input type="text"/>	<input type="text"/>	<input type="text"/>



Section 1 - Student Charges: Part E - Food and Housing

**Data changed on this page cannot be saved and therefore will not be changed in the Winter Collection Periods.**

**What are the typical food and housing charges for a student for the full academic year 2024-25?**

*If your institution offers food or housing at no charge to students, enter zero.*

*If you report food and housing separately, leave the combined charge blank. If you report a combined charge, leave the food and housing charges blank.*

Food and Housing charges	Amount	Prior year
<b>i</b> Housing charge (Double occupancy)	<input type="text" value="6,460"/>	6,384
<b>i</b> Food charge (Maximum plan)	<input type="text" value="5,500"/>	5,334
Combined food and housing charge (Answer only if you CANNOT separate food and housing charges.)	<input type="text" value="N/A"/>	

**i** You may use the box below to provide additional context for the data you have reported above. Context notes will be posted on the College Navigator website. Therefore, you should write all context notes using proper grammar (e.g., complete sentences with punctuation) and common language that can be easily understood by students and parents (e.g., spell out acronyms).

Section 2 - Financial Aid Data : Part A - Establish Your Student Counts

**Part A - Establish Your Student Counts**

Instructions:

In the fields below, report the number of full-time, first-time degree/certificate-seeking undergraduate students enrolled in Fall 2023.

Reporting Reminders:

- Part A establishes student counts.
- The numbers on this screen are carried forward to other parts of the Cost survey component and checked for consistency with data reported in other survey components.

		CURRENT REPORTED DATA	PRIOR REPORTED DATA
		Fall 2023	Fall 2022
01	All full-time, first-time degree/certificate-seeking undergraduate students	3,398	3,221
02	Of those on line 01, those (paying the lower of in-state or in-district tuition rate) who were awarded grant or scholarship aid from the federal government, state/local government, or the institution	2,223	2,100
03	Of those on line 01, those (paying the lower of in-state or in-district tuition rate) who were awarded any <u>Title IV federal student aid</u>	2,400	2,175

Section 2 - Financial Aid Data: Part B - full-time, first-time degree/certificate-seeking undergraduate students

**Part B – Number of full-time, first-time degree/certificate-seeking undergraduate students paying different tuition rates**

Instructions:

- In the fields below, report the number of full-time, first-time degree/certificate-seeking undergraduate students enrolled in Fall 2023 paying the lower of in-state or in-district tuition rate. If your institution does not offer different rates, report all students as paying in-state tuition rates.

Information from Part A		Fall 2023		
01	Full-time, first-time degree/certificate-seeking undergraduate students (This number is carried forward from Part A, Line 01)	3,398		
Full-time, first-time students:		YOUR CURRENT YEAR DATA		YOUR PRIOR YEAR DATA
		Fall 2023		Fall 2022
		Number of students	Percentage of students	Percentage of students
02	<u>paying in-district tuition rates</u>	<input type="text" value="0"/>	0	0
03	<u>paying in-state tuition rates</u>	<input type="text" value="3,374"/>	99	99
04	<u>paying out-of-state tuition rates</u>	<input type="text" value="24"/>	1	1
05	Unknown (calculated value) This value is calculated using the following formula: [Line 01-(Line 02 +Line 03 +Line 04)]	0	0	0

Section 2 - Financial Aid Data: Part C - full-time, first-time degree/certificate-seeking undergraduate students Awarded Grant & Scholarship Aid

**Part C - Enter Information about full-time, first-time degree/certificate-seeking undergraduate students paying the lower of in-state or in-district tuition rate who were awarded grant or scholarship aid from the following sources: the federal government, state/local government, or the institution**

Reporting Reminders:

- **The information you report in this part will be used in Section 3 to calculate an institutional average net price (ANP)**
- Do not include students who received HEERF grants only.
- For this part, report:
  - **Students:** Full-time, first-time degree/certificate-seeking undergraduate students enrolled in Fall 2023 for the 2023-24 academic year as defined by the institution paying the lower of in-state or in-district tuition rate who were awarded grant or scholarship aid from the following sources: the federal government, state/local government, or the institution (Do not include students awarded only grant or scholarship aid from private or other sources, or students awarded only non-grant aid)
  - **Aid Types:** Grant or scholarship aid from the federal government, state/local government, and/or the institution. (Do not include grant or scholarship aid from private or other sources, parent PLUS loans, federal student loans, private loans, HEERF grants, and/or Federal Work Study amounts)
  - **Award period:** Any time during academic year 2023-24, including cross-over financial aid award periods assigned to the 2023-24 academic year.

Information from Part A:		PRIOR REPORTED DATA Fall 2021	PRIOR REPORTED DATA Fall 2022	CURRENT REPORTED DATA Fall 2023
01	Full-time, first-time degree/certificate-seeking undergraduate students paying the lower of in-state or in-district tuition rate who were awarded grant or scholarship aid from the following sources: the federal government, state/local government, or the institution (This number is carried forward from Part A, Line 02)	1,832	2,100	2,223
Report the number of these students from Part A, Line 02 with the following living arrangements:		PRIOR REPORTED DATA Fall 2021	PRIOR REPORTED DATA Fall 2022	CURRENT REPORTED DATA Fall 2023
02	<u>On-campus</u>	1,518	1,795	1,896
03	<u>Off-campus (with family)</u>	120	114	142
04	<u>Off-campus (not with family)</u>	123	121	134
05	Unknown (calculated) This value is calculated using the following formula: Line 01 - (Line 02 +Line 03 +Line 04)	71	70	51
06	<b>Report the total amount of grant or scholarship aid from the federal government, state/local government, or the institution awarded to these students. Do not include HEERF grants.</b>	Award period 2021-22	Award period 2022-23	Award period 2023-24
		18,817,071	20,884,124	23,765,008
07	Average grant or scholarship aid from the federal government, state/local government, or the institution awarded to full-time, first-time degree/certificate undergraduate students (calculated value). This value is calculated using the following formula: Line 06/Line 01	10,271	9,945	10,691

You may use the box below to provide additional context for the data you have reported above. Context notes will be posted on the College Navigator website. Therefore, you should write all context notes using proper grammar (e.g., complete sentences with punctuation) and common language that can be easily understood by students and parents (e.g., spell out acronyms).

Section 2 - Financial Aid Data: Part D - full-time, first-time degree/certificate-seeking undergraduate students Awarded Title IV Aid

Full-time, first-time degree/certificate-seeking undergraduate students paying the lower of in-state or in-district tuition rate awarded any Title IV federal student aid.

Reporting Reminders:


- The information you report in this part will be used in Section 3 to calculate an institutional average net price (ANP) by income level.
- Do not include students who received HEERF grants only.
- For this part, report:
  - **Students:** Full-time, first-time degree/certificate-seeking undergraduate students enrolled Fall 2023 for the 2023-24 academic year as defined by the institution paying the lower of in-state or in-district tuition rate who were awarded any Title IV federal student aid

Information from Part A:		PRIOR REPORTED DATA Fall 2021	PRIOR REPORTED DATA Fall 2022	CURRENT REPORTED DATA Fall 2023
01	Full-time, first-time degree/certificate-seeking undergraduate students paying the lower of in-state or in-district tuition rate who were awarded any Title IV federal student aid (This number is carried forward from Part A, Line 03) Report the number of these students with the following living arrangements:	1,906	2,175	2,400
Report the number of these students from Part A, Line 01 with the following living arrangements:		PRIOR REPORTED DATA Fall 2021	PRIOR REPORTED DATA Fall 2022	CURRENT REPORTED DATA Fall 2023
		2021-22	2022-23	2023-24
02	<u>On-campus</u>	1,658	1,928	2,121
03	<u>Off-campus (with family)</u>	119	119	141
04	<u>Off-campus (not with family)</u>	129	128	138
05	Unknown (calculated) This value is calculated using the formula: [Line 01 - (Line 02 + Line 03 + Line 04)]	0	0	0

Full-Time, First-Time Degree/Certificate Undergraduates Awarded Title IV Aid					
	Number of students awarded any Title IV aid	Of those in Column 1, the <b>number</b> awarded any grant or scholarship aid from the following sources: the federal government, state/local government, or the institution	For those in Column 1, the <b>total amount</b> of grant or scholarship aid awarded from the following sources: the federal government, state/local government, or the institution	<b>Average</b> amount of federal, state/local, and institutional grant or scholarship aid awarded to students in Column 1	
2021-22					
Income level	Col. 1	Col. 2	Col. 3	Col. 4	
01	\$0-30,000	625	625	8,505,039	13,608
02	\$30,001-48,000	359	357	4,442,941	12,376
03	\$48,001-75,000	304	279	2,560,178	8,422
04	\$75,001-110,000	272	156	873,016	3,210
05	\$110,001 and more	346	108	444,323	1,284
06	Total all income levels	1,906	1,525	16,825,497	8,828

	Number of students awarded any Title IV aid	Of those in Column 1, the <b>number</b> awarded any grant or scholarship aid from the following sources: the federal government, state/local government, or the institution	For those in Column 1, the <b>total amount</b> of grant or scholarship aid awarded from the following sources: the federal government, state/local government, or the institution	<b>Average</b> amount of federal, state/local, and institutional grant or scholarship aid awarded to students in Column 1	
2022-23					
Income level	Col. 1	Col. 2	Col. 3	Col. 4	
01	\$0-30,000	680	680	8,691,314	12,781
02	\$30,001-48,000	403	401	4,826,147	11,976
03	\$48,001-75,000	396	368	3,602,742	9,098
04	\$75,001-110,000	262	160	777,013	2,966
05	\$110,001 and more	434	136	572,296	1,319
06	Total all income levels	2,175	1,745	18,469,512	8,492

		<b>Number</b> of students awarded any Title IV aid	Of those in Column 1, the <b>number</b> awarded any grant or scholarship aid from the following sources: the federal government, state/local government, or the institution	For those in Column 1, the <b>total amount</b> of grant or scholarship aid awarded from the following sources: the federal government, state/local government, or the institution	<b>Average</b> amount of federal, state/local, and institutional grant or scholarship aid awarded to students in Column 1
<b>2023-24</b>					
Income level		Col. 1	Col. 2	Col. 3	Col. 4
01	\$0-30,000	821	820	10,698,258	13,031
02	\$30,001-48,000	411	408	4,979,672	12,116
03	\$48,001-75,000	439	411	4,374,772	9,965
04	\$75,001-110,000	280	181	1,159,028	4,139
05	\$110,001 and more	449	123	630,230	1,404
06	Total all income levels	2,400	1,943	21,841,960	9,101

 You may use the box below to provide additional context for the data you have reported above. Context notes will be posted on the College Navigator website. Therefore, you should write all context notes using proper grammar (e.g., complete sentences with punctuation) and common language that can be easily understood by students and parents (e.g., spell out acronyms).

Section 3 - Average Net Price: Part A - Net Price for full-time, first-time degree/certificate-seeking undergraduate students Awarded Grant & Scholarship Aid

**Part A – Average net price calculation for full-time, first-time degree/certificate-seeking undergraduate students paying the lower of in-state or in-district tuition rate awarded grant or scholarship aid from the federal government, state/local government, or the institution**

Note:

- The following average net price (ANP) values are calculated by the IPEDS Data Collection System and based on Cost of Attendance (COA) and selected financial aid information reported in Sections 1 and 2, respectively, of the Cost survey component. For more information about the data your institution reported in Sections 1 and 2, please contact your institution's IPEDS Keyholder.

Cost of attendance components		PRIOR REPORTED DATA	PRIOR REPORTED DATA	CURRENT REPORTED DATA
		2021-22	2022-23	2023-24
01	Tuition and <u>required fees</u> (lower of in-state or in-district tuition rate)	8,960	8,960	9,228
02	<u>Books and supplies</u>	1,380	1,380	1,380
	<u>Food and housing and other expenses</u> by living arrangement			
03	<u>On-campus</u>	14,272	14,774	15,586
04	<u>Off-campus (with family)</u>	3,866	3,866	3,866
05	<u>Off-campus (not with family)</u>	14,272	14,774	15,586
Number of these students by living arrangement		PRIOR REPORTED DATA	PRIOR REPORTED DATA	CURRENT REPORTED DATA
		2021-22	2022-23	2023-24
06	<u>On-campus</u>	1,518	1,795	1,896
07	<u>Off-campus (with family)</u>	120	114	142
08	<u>Off-campus (not with family)</u>	123	121	134
09	Unknown	71	70	51
10	Weighted average for food and housing and other expenses by number of students for each living arrangement (excluding unknown values) See instructions for the formula for this calculation	13,563	14,161	14,820
11	Total cost of attendance This value is calculated using the following formula: [Line 01 + Line 02 + Line 10]	23,903	24,501	25,428
12	Average amount of grant or scholarship aid awarded to these students from the following sources: the federal government, state/local government, and the institution	10,271	9,945	10,691
13	Average institutional <u>net price</u> for these students This value is calculated using the following formula: [Line 11 - Line 12]	13,632	14,556	14,737

As required by the *Higher Education Act of 1965, as amended*, these amounts will be posted on the U.S. Department of Education's College Navigator website and used in the U.S. Department of Education's College Affordability and Transparency Lists.

You may use the box below to provide additional context for the data you have reported above. Context notes will be posted on the College Navigator website. Therefore, you should write all context notes using proper grammar (e.g., complete sentences with punctuation) and common language that can be easily understood by students and parents (e.g., spell out acronyms).

Section 3 - Average Net Price: Part B - Net Price for full-time, first-time degree/certificate-seeking undergraduate students Awarded Title IV Aid

**Net Price Calculation for Full-time, first-time degree/certificate-seeking undergraduate students awarded any Title IV federal student aid.**

Note:

- The following average net price (ANP) values are calculated by the IPEDS Data Collection System and based on Cost of Attendance (COA) and selected financial aid information reported in Sections 1 and 2, respectively, of the Cost survey component. For more information about the data your institution reported in Sections 1 and 2, please contact your institution's IPEDS Keyholder.

Cost of attendance of components		PRIOR REPORTED DATA	PRIOR REPORTED DATA	CURRENT REPORTED DATA
		2021-22	2022-23	2023-24
01	Tuition and required fees (lower of in-state or in-district tuition rate)	8,960	8,960	9,228
02	Books and supplies	1,380	1,380	1,380
Food and housing and other expenses by living arrangement				
03	On-campus	14,272	14,774	15,586
04	Off-campus (with family)	3,866	3,866	3,866
05	Off-campus (not with family)	14,272	14,774	15,586
Number of these students by living arrangement		PRIOR REPORTED DATA 2021-22	PRIOR REPORTED DATA 2022-23	CURRENT REPORTED DATA 2023-24
06	On-campus	1,658	1,928	2,121
07	Off-campus (with family)	119	119	141
08	Off-campus (not with family)	129	128	138
09	Unknown	0	0	0
10	Weighted average for food and housing and other expenses by number of students for each living arrangement (excluding unknown values) See instructions for the formula for this calculation	13,622	14,177	14,897
11	Total cost of attendance This value is calculated using the following formula: [G01+G02+G10]	23,962	24,517	25,505
12	Average amount of grant or scholarship aid awarded to these students from the following sources: the federal government, state/local government, and the institution			
13	\$0-30,000	13,608	12,781	13,031
14	\$30,001-48,000	12,376	11,976	12,116
15	\$48,001-75,000	8,422	9,098	9,965
16	\$75,001-110,000	3,210	2,966	4,139
17	\$110,001 and more	1,284	1,319	1,404
18	Total all income levels	8,828	8,492	9,101
Average institutional net price for full-time, first-time degree/certificate-seeking undergraduate students (paying the lower of in-state or in-district tuition rate) who were awarded any Title IV federal student aid by income level. This value is calculated using the following formula: [Line 11-(Line 13 through 18, respectively)]				
19	\$0-30,000	10,354	11,736	12,474
20	\$30,001-48,000	11,586	12,541	13,389
21	\$48,001-75,000	15,540	15,419	15,540
22	\$75,001-110,000	20,752	21,551	21,366
23	\$110,001 and more	22,678	23,198	24,101
24	Total all income levels	15,134	16,025	16,404

As required by the Higher Education Act of 1965, as amended, these amounts will be posted on the U.S. Department of Education's College Navigator website.

You may use the box below to provide additional context for the data you have reported above. Context notes will be posted on the College Navigator website. Therefore, you should write all context notes using proper grammar (e.g., complete sentences with punctuation) and common language that can be easily understood by students and parents (e.g., spell out acronyms).





Prepared by

**Prepared by**

Reporting Reminders:

- The name of the preparer is being collected so that we can follow up with the appropriate person in the event that there are questions concerning the data.
- The Keyholder will be copied on all email correspondence to other preparers.
- The time it took to prepare this component is being collected so that we can continue to improve our estimate of the reporting burden associated with IPEDS.
- Please include in your estimate the time it took for you to review instructions, query and search data sources, complete and review the component, and submit the data through the Data Collection System.
- Thank you for your assistance.

This survey component was prepared by:					
<input checked="" type="radio"/>	Keyholder	<input type="radio"/>	SFA Contact	<input type="radio"/>	HR Contact
<input type="radio"/>	Finance Contact	<input type="radio"/>	Academic Library Contact	<input type="radio"/>	Other
Name:	<input type="text" value="Kristina Beltran"/>				
Email:	<input type="text" value="kristina.beltran@shsu.edu"/>				

How many staff from your institution only were involved in the data collection and reporting process of this survey component?	
<input type="text" value="1.00"/>	Number of Staff (including yourself)

How many hours did you and others from your institution only spend on each of the steps below when responding to this survey component? <i>Exclude the hours spent collecting data for state and other reporting purposes.</i>				
Staff member	Collecting Data Needed	Revising Data to Match IPEDS Requirements	Entering Data	Revising and Locking Data
Your office	<input type="text" value="3.00"/> hours	<input type="text"/> hours	<input type="text"/> hours	<input type="text"/> hours
Other offices	<input type="text"/> hours	<input type="text"/> hours	<input type="text"/> hours	<input type="text"/> hours

Summary

Cost | Component Summary

The purpose of this summary is to provide you an opportunity to view some of the data that, when accepted through the IPEDS quality control process, will appear on the [College Navigator](#) website and/or your institution's Data Feedback Report (DFR). In addition, all data reported in IPEDS survey components become publicly available through the [IPEDS Use the Data](#) and appear as aggregated statistics in various Department of Education reports. [College Navigator](#) is updated approximately three months after the data collection period closes and DFRs will be available through the [IPEDS Use the Data](#) and sent to your institution's CEO at the end of 2025.

Please review your data for accuracy. If you have questions about the data displayed below or after reviewing the data reported on the survey screens, please contact the IPEDS Help Desk at: 1-877-225-2568 or [ipedshelp@rti.org](mailto:ipedshelp@rti.org).

GENERAL INFORMATION	
Reporter Type	Academic
Calendar System	Semester Postsecondary awards, certificates, or diplomas of 300-899 clock hours...
Award Levels Offered	Associate's degree Bachelor's degree Postbaccalaureate certificate Master's degree Doctor's degree - research/scholarship Doctor's degree - professional practice Full-time Undergraduate
Levels of Enrollment Offered	Full-time First-time, degree/certificate-seeking Undergraduate Full-time Graduate (not including doctor's professional) Part-time Undergraduate Part-time First-time, degree/certificate-seeking Undergraduate Part-time Graduate (not including doctor's professional) Doctor's degree - professional practice programs
System	Texas State University System

PRICING INFORMATION					
Alternative Tuition Plans		Tuition guarantee Tuition payment plan			
Promise program		Yes			
Full-time Undergraduate Tuition and Fees					
	Average full-time undergraduate student tuition and fees for academic year 2024-25	Tuition		Fees	
	In-state	5,856		3,372	
	Out-of-state	15,696		3,372	
Full-time Graduate Tuition and Fees					
	Average full-time graduate student tuition and fees for academic year 2024-25	Tuition		Fees	
	In-state	5,765		3,189	
	Out-of-state	13,145		3,189	
First-time, Full-time Undergraduate Cost of Attendance					
	Estimated expenses for academic year	2021-22	2022-23	2023-24	2024-25
	In-state tuition and fees	8,960	8,960	9,228	9,228
	Out-of-state tuition and fees	18,752	18,752	19,020	19,068
	Books and supplies	1,380	1,380	1,380	1,380
	On-campus food and housing	10,406	10,908	11,720	11,720
	On-campus other expenses	3,866	3,866	3,866	3,866
	Off-campus food and housing	10,406	10,908	11,720	11,720
	Off-campus other expenses	3,866	3,866	3,866	3,866
	Off-campus with family food and housing				8,790
	Off-campus with family other expenses	3,866	3,866	3,866	3,866

Average Net Price				
		2021-22	2022-23	2023-24

Average institutional net price for Full-time, first-time degree/certificate-seeking undergraduate students paying the lower of in-state or in-district tuition rate for public institutions who were awarded grant or scholarship aid from the federal government, state/local government, or the institution		13,632	14,556	14,737
Average institutional net price for full-time, first-time degree/certificate-seeking undergraduate students paying the lower of in-state or in-district tuition rate for public institutions who were awarded any Title IV federal student aid by income level.				
	\$0-30,000	10,354	11,736	12,474
	\$30,001-48,000	11,586	12,541	13,389
	\$48,001-75,000	15,540	15,419	15,540
	\$75,001-110,000	20,752	21,551	21,366
	\$110,001 and more	22,678	23,198	24,101
	Total all income levels	15,134	16,025	16,404

Edit Report

Cost II

Source	Description	Severity	Resolved	Options
<b>Screen: Section 1 - Student Charges: Part B - Cost of attendance for full-time, first-time undergraduate students</b>				
Screen Entry	For students living Off-Campus (with family), any charges reported for food and housing are expected to be small, as it is assumed that students living at home with parents will be responsible for minimal food and housing costs. Please review your student financial aid budget(s), and if this amount is determined to be correct, please provide an explanation for the value reported. Otherwise, please revise your data. (Error #11564)	Explanation	Yes	
Reason	Sam Houston State University uses an estimate for food and housing for off-campus students living with their family. This estimate is 75% of the food and housing cost estimate for students living on campus or off-campus not living with family.			